




f FIT VAN

Laufenn

Journey in Style

M+S



When the Blue that represents rational value and the Red that represents emotional value meet, the Violet of Laufenn is born. Laufenn provides smart consumers both practical value and satisfaction.



Laufenn ensures an exceptional driving experience through optimized performance – In any weather or in any season, rain or snow, summer or winter.

Laufenn provides the performance you need over a wide range of conditions – in your everyday life, under any road conditions, on or off-road.

Confident

The ability Laufenn provides is rooted in its uncompromising commitment to quality. When you go to work or head out to meet your friends... When you go on a trip or venture out to a new place... Laufenn is there with you everyday providing optimized performance and confidence.

Simple

Laufenn is Simple – with no add-ons and nothing to spoil your driving experience. Committed to the basics, Laufenn offers a pure driving experience tailored to for your needs.

Open-minded

Laufenn refuses to accept a one-size-fits-all attitude. You know value when you see it and are determined to embrace new choices. Making Laufenn your choice is transforming your own value into a new trend.

Sensible

Laufenn understands your refined taste. You have an extraordinary eye for quality – all at a glance. Your choices are always solid. Laufenn expresses your excellent style and represents your fashionable personality.



 FIT VAN

Winter Studless Van Tyre



Wet



Snow



Durability



Fuel Efficiency

The I FIT Van provides drivers with wet/snow braking, durability and better fuel efficiency.



FEATURES

- Enhanced braking and traction in snowy and wet conditions.
- Improved durability
- Designed for lower rolling resistance
- Delivers safety driving during long wear life

I FIT Van

Speed Symbol : Q / R / T

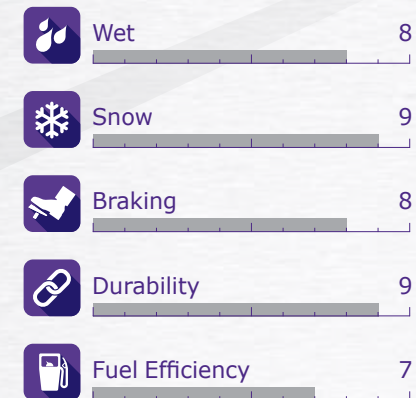
S.W. : 185~235

Series : 60~82


Inch : 14~16"

EU Label :

Performance Information



Wet & Snow



An optimized tread pattern design ensure ultimate performance on wet and snowy winter roads.

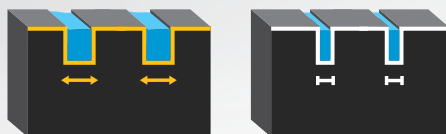


Snow Kerf

The snow kerf design used by the I FIT Van improves braking and handling performance in the snow.

Increased Void Volume

Improves snow grip and hydroplaning by optimizing the contact area.



I FIT Van

Standard Tyre




3 Wide Straight Grooves

3 wide and straight main grooves secure safety on wet roads by preventing hydroplaning.



Zigzag Block Shape

Zigzag sipes in block shape improve traction during cornering and braking on dry and snowy roads.



Safety



Durability


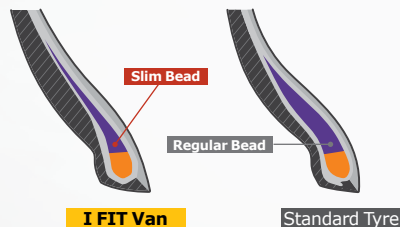


Traction

The I FIT Van ensures a capable driving with focus on durability and stability.

Slim Bead

The application of the slim bead reduces stress in the upper rim flange, thereby enhancing the durability of the bead part.



Belt Edge Tape

Stronger bonding between the belts ensures driving stability at high speeds, and the durable structure is designed to sustain vehicle loads.



New Profile Tie-Bar

The tie-bar along the wall of blocks in the shoulder part helps to secure super dry handling and ice & snow traction competence. Adding kerfs in the shoulder tie-bar, snow performance is not reduced even after the mid-term of abrasion.



Fuel Efficiency



Fuel Efficiency




Wear Life

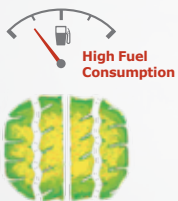
The I FIT Van provides secure driving, from beginning to end, by preventing irregular wear.

Mileage & Fuel Efficiency

The squared foot design ensures more tyre-road contact and greater fuel mileage.



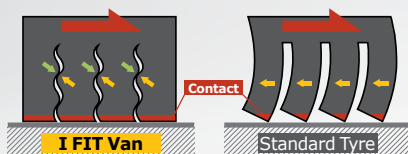
I FIT Van



Standard Tyre

3D Winter Sipe

3D winter sipes enhance driving stability and prevent irregular wear by minimizing block movement on wet and snowy roads.



I FIT Van

Standard Tyre


Enhanced Stiffness in Shoulder

Prevents early, irregular wear and improves handling performance by increasing tyre shoulder-road contact area.



Simulation Technology

The simulation technology used to optimize the tread minimizes heat generation and reduces rolling resistance.



TYRE STRUCTURE

The I FIT Van adopts new technology for LT Commercial Van, engineered for on load performance.



* The model size in the structural diagram is for the 195/70R15C (08PR) tyre, and the descriptions of structural diagrams may vary by size.

AVAILABLE SIZES

60 Series

Size	LI & SS	Label		
		RR	Wetgrip	Wave(dB)
195/60R16C	99/97R	E	C	2 (72dB)

65 Series

Size	LI & SS	Label		
		RR	Wetgrip	Wave(dB)
195/65R16C	104/102T	E	C	2 (72dB)
205/65R16C	107/105T	E	C	2 (72dB)
215/65R16C	109/107R	E	C	2 (72dB)
225/65R16C	112/110R	E	C	2 (72dB)
235/65R16C	115/113R	E	C	2 (72dB)

70 Series

Size	LI & SS	Label		
		RR	Wetgrip	Wave(dB)
195/70R15C	104/102R	E	C	2 (72dB)
215/70R15C	109/107R	E	C	2 (72dB)
225/70R15C	112/110R	E	C	2 (72dB)

75 Series

Size	LI & SS	Label		
		RR	Wetgrip	Wave(dB)
195/75R16C	107/105R	E	C	2 (72dB)
205/75R16C	110/108R	E	C	2 (72dB)
215/75R16C	113/111R	E	C	2 (72dB)

82 Series

Size	LI & SS	Label		
		RR	Wetgrip	Wave(dB)
185R14C	102/100R	E	C	2 (72dB)
195R14C	106/104Q	E	C	2 (72dB)

Laufenn

Siemensstraße 5A,
63263 Neu-Isenburg, Germany
Tel. 49-6102-8149-0 / Fax. 49-6102-8149-100