



G

G FIT EQ+

Laufenn

Journey in Style

Produced by a leading tyre manufacturer, Laufenn delivers quality tyres at affordable prices, allowing you to buy with confidence.



An exceptionally comfortable and smooth driving experience through optimised performance in any weather or season.

Durable and reliable, with an impressive performance on a wide range of road conditions you'll encounter regularly in your everyday life.

Confident

The durability Laufenn provides is rooted in its uncompromising commitment to quality. When you go to work or head out to meet your friends... When you go on a trip or venture out to a new place... Laufenn is a reliable tyre range providing optimised performance and confidence.

Simple

Laufenn is simple with no add-ons and nothing to spoil your driving experience. Committed to the basics, Laufenn offers a pure driving experience tailored to your needs.

Value

Laufenn provides value, durability and quality tyres which adapt to the different road conditions you are faced with everyday.

Sensible

Laufenn understands your need for reliability every single day, without compromising on affordability, performance, style or ride comfort.



G FIT EQ+

High Performance Summer Car Tyre



Wet



Dry



Wear Life

The G FIT EQ+ provides drivers with even more superior wet handling and braking than its predecessor, the G FIT EQ.



FEATURES

High-performance Summer Car Tyre with greatly improved wet braking and handling:

- Even more superior wet handling and braking than predecessor
- Provides an eco-friendly and comfortable driving experience
- Quiet, smooth driving across all road conditions
- Impressive tread life and greater fuel efficiency

G FIT EQ+

Speed Symbol : T / H

S.W. : 135~235

Series : 55~80

Inch : 13~17"

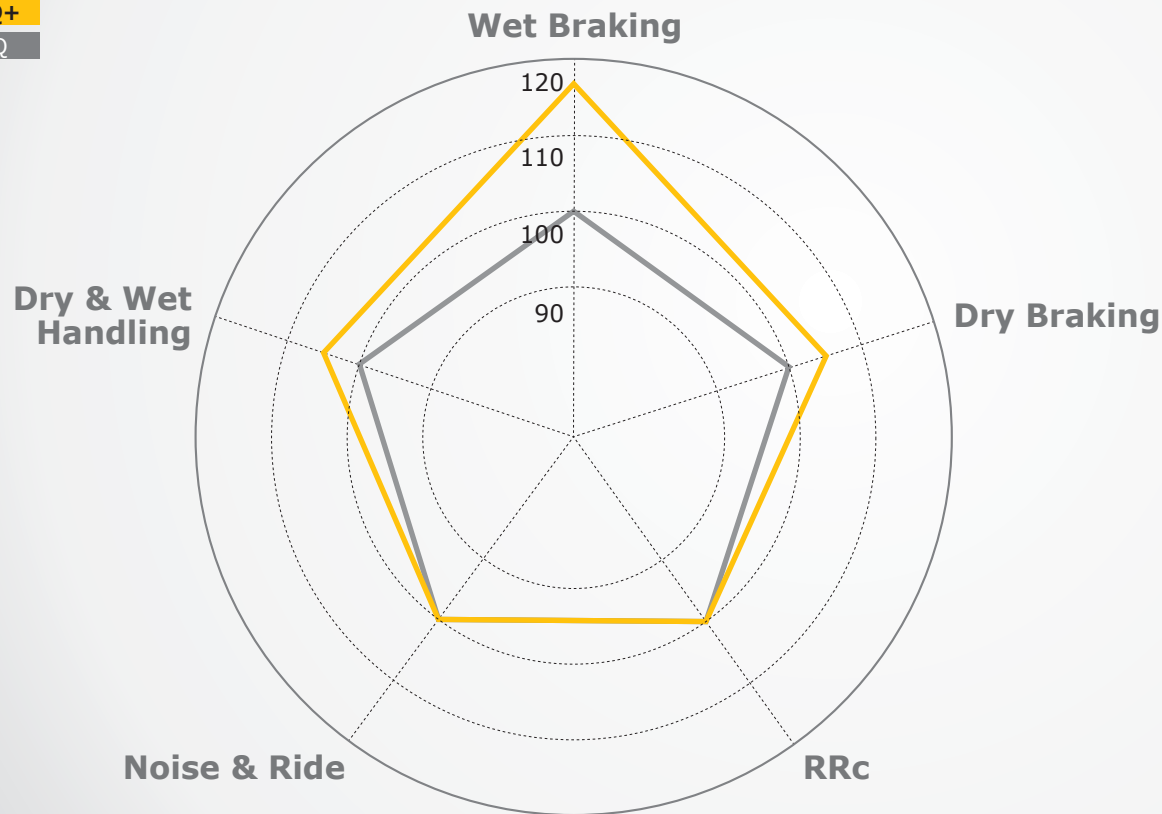
EU Label : C~E / B~C / W2

Key Performance

Improvement in performance compared to predecessor

G FIT EQ+

G FIT EQ



Wet & Dry Braking

Compared to its predecessor, this tyre demonstrates a far superior braking performance which allows the driver to be safe. The impressive reduction of the braking distance on wet and dry surfaces can prevent many dangerous and emergency situations.

Wet Braking is improved by 16%.
Dry Handling is improved by 4%.

Dry & Wet Handling

By applying an optimised pattern design technology and enhanced block hardness, this tyre demonstrates handling performance which allows the driver to experience great stability.

Noise & Ride

By applying a balanced pitch stiffness distribution and block design, this tyre allows for superior comfort and low noise levels to both the driver and passengers.

Wet



Wet



Braking



Handling

The G FIT EQ+ is designed for smart drivers who aim for optimal performance in summer conditions.



Grooves Designed for Superior Water Drainage

The lateral groove design enhances water drainage and road gripping performance, thus improving steering stability for good handling on wet roads.

Inside Kerf


The asymmetric patterns of the inside kerf design enhance handling performance on wet roads and cornering stability.



Centre Groove Sipes

The centre groove sipes allow faster water drainage, improving overall performance.

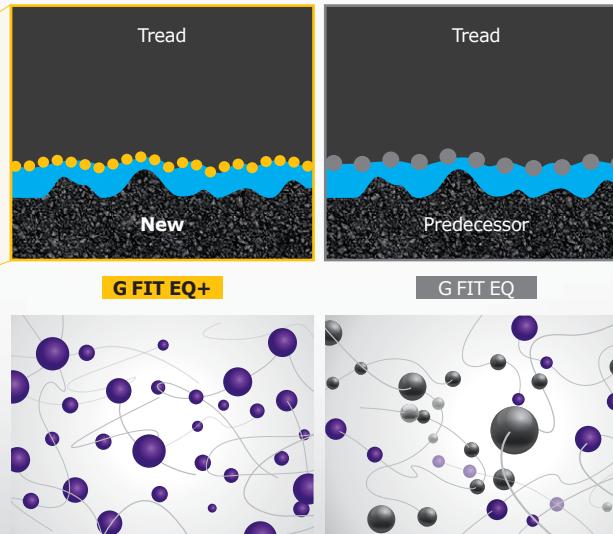
Wet



The G FIT EQ+ applied the 2nd generation Laufenn silica compound to greatly enhance driver safety in wet road conditions.

2nd Generation Laufenn Silica Compound

The 2nd generation Laufenn silica compound improves wet performance without sacrificing other performances.



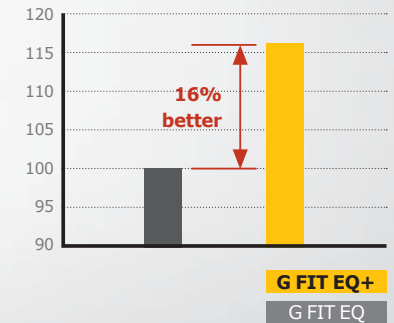
Maximising wet grip by using nano-sized silica.

● Nano-sized Silica

Specifically, wet performance is improved by employing highly purified and quality silica compound.

● Carbon Black ● Silica

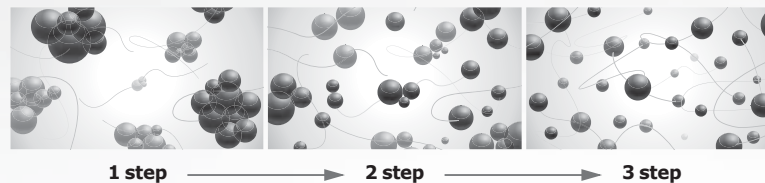
Wet braking performance



Advanced Mixing Technology

Advanced mixing technology allows for splitting the silica into nano size which leads to securing solid driving performance.

— Connected polymer



Handling & Cornering




Handling



Noise

The G FIT EQ+ helps drivers enjoy a comfortable and quiet ride through optimised technology.

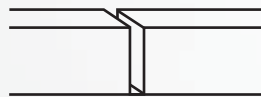


Tie-Bar

Tie bars that connect the shoulder blocks reinforce the stiffness of the shoulder tread for maximum cornering grip and minimised irregular wear.



G FIT EQ+



Standard Tyre



Asymmetric Patterns

Without kerf cuts, the designed pattern reinforces the outside block stiffness, which in turn enhances cornering stability.

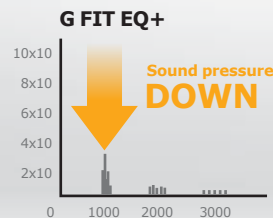
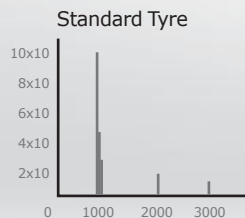
Half-Depth Lateral Groove

The differentiated groove depth reinforces both inside and outside block stiffness, leading to enhanced cornering and handling stability.



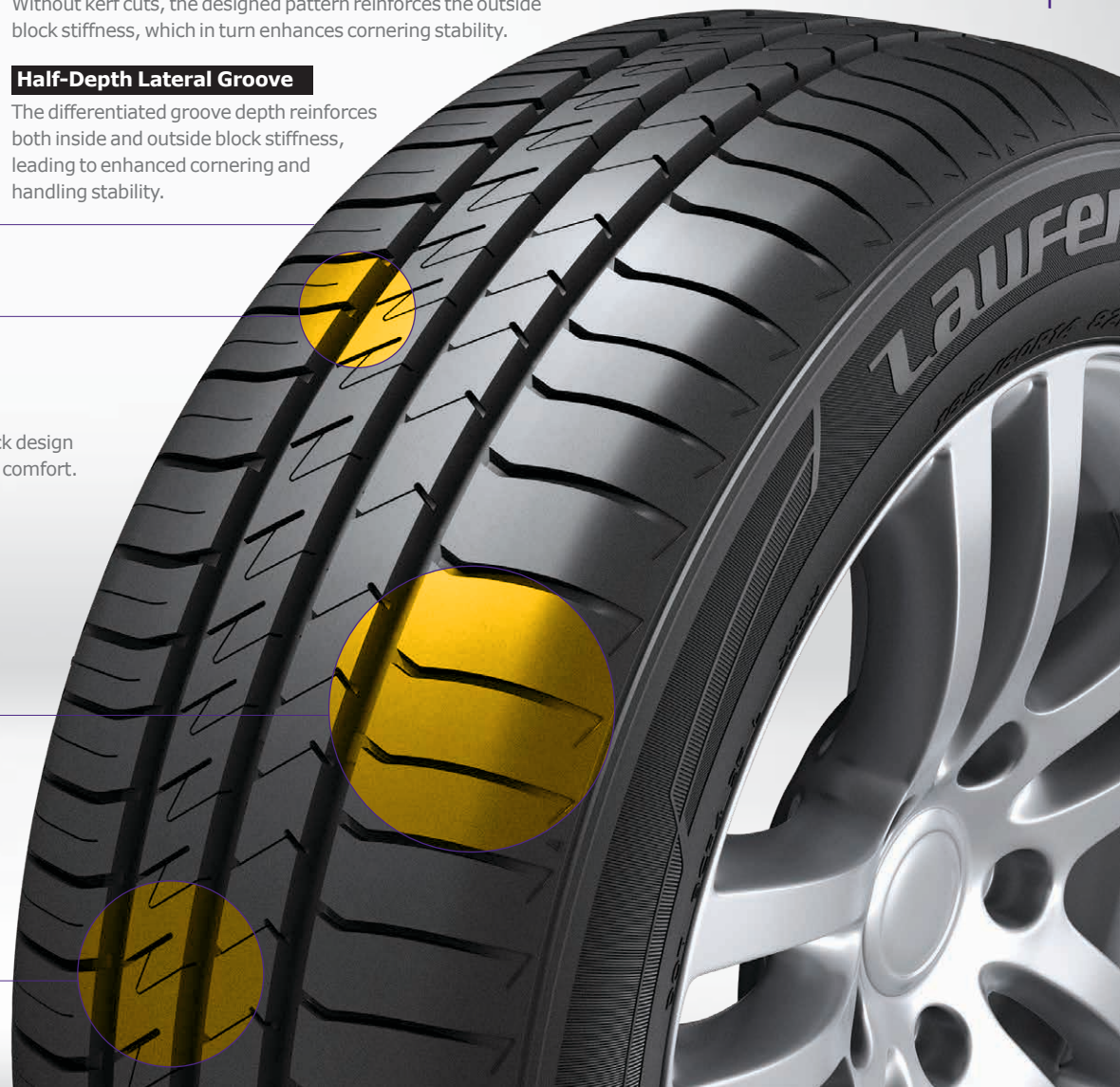
Optimised Stiffness Distribution Design

An optimised three variable pitch stiffness distribution tread block design ensures minimum vibration and noise as well as improved riding comfort.



Designed Kerf

Optimised kerf depth ensures improved driving performance and a smoother, more comfortable ride.



Wear Life




Wear Life



Handling

The G FIT EQ+ provides secure driving, from beginning to end, with long tread life.




Belt Edge Tape

A folded belt edge tape design is incorporated between the tyre's two tread belts to improve handling performance during powerful acceleration.



G FIT EQ+



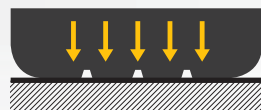
Standard Tyre

Long Mileage and Even Tread Wear

An optimised tyre profile designed by advanced computer-aided simulation improves braking performance and wear by evenly distributing weight over the tyre's contact patch.




EVEN PRESSURE




Special Rubber Layer

The tread pattern and special rubber structure minimise rotational resistance and maximise fuel efficiency.



TYRE STRUCTURE

The G FIT EQ+ adopts new technology for passenger cars, engineered for great steering and a comfortable ride.



* The model size in the structural diagram is for the 195/65R15H tyre, and the descriptions of structural diagrams may vary by size.

AVAILABLE SIZES

13 Inch

Size	LI & SS	Label			Remark
		RR	Wetgrip	PBN(dB)	
135/80R13T XL	74T	E	C	71	(*)
145/70R13T	71T	E	C	70	(*)
145/80R13T XL	79T	E	C	71	(*)
155/65R13T	73T	E	C	70	G FIT EQ+
155/70R13T	75T	E	C	70	G FIT EQ+
155/80R13T	79T	E	C	70	G FIT EQ+
165/65R13T	77T	E	C	70	(*)
165/70R13T	79T	E	C	70	G FIT EQ+
165/80R13T	83T	E	C	70	G FIT EQ+
175/65R13T	80T	E	C	70	(*)
175/70R13T	82T	E	C	70	G FIT EQ+

14 Inch

Size	LI & SS	Label			Remark
		RR	Wetgrip	PBN(dB)	
155/65R14T	75T	E	C	70	G FIT EQ+
165/60R14H	75H	E	C	70	(*)
165/60R14T	75T	E	C	70	(*)
165/65R14T	79T	E	C	70	G FIT EQ+
165/70R14T	81T	E	C	70	G FIT EQ+
165/70R14T XL	85T	E	C	71	(*)
175/65R14T	82T	E	C	70	G FIT EQ+
175/65R14H	82H	E	C	70	G FIT EQ+
175/65R14T XL	86T	C	C	71	G FIT EQ+
175/70R14T XL	88T	E	C	71	G FIT EQ+
175/70R14T	84T	E	C	70	(*)
175/80R14T	88T	E	C	70	(*)
185/55R14H	80H	E	B	70	(*)
185/60R14H	82H	E	B	70	G FIT EQ+
185/60R14T	82T	E	B	70	G FIT EQ+
185/65R14T	86T	C	B	70	G FIT EQ+
185/65R14H	86H	C	B	70	G FIT EQ+
185/70R14T	88T	C	B	70	G FIT EQ+
195/70R14T	91T	C	B	71	(*)

15 Inch

Size	LI & SS	Label			Remark
		RR	Wetgrip	PBN(dB)	
165/65R15H	81H	E	C	70	(*)
175/60R15H	81H	C	C	70	(*)
175/65R15T	84T	E	C	70	G FIT EQ+
175/65R15H	84H	E	C	70	(*)
185/60R15H	84H	E	B	70	G FIT EQ+
185/60R15H XL	88H	E	B	71	G FIT EQ+
185/65R15T	88T	E	B	70	G FIT EQ+
185/65R15H	88H	E	B	70	G FIT EQ+
195/65R15H	91H	C	B	71	G FIT EQ+
195/65R15T	91T	C	B	71	G FIT EQ+
195/65R15T XL	95T	C	B	72	G FIT EQ+
205/70R15T	96T	C	B	71	G FIT EQ+

16 Inch

Size	LI & SS	Label			Remark
		RR	Wetgrip	PBN(dB)	
215/65R16H	98H	C	B	71	G FIT EQ+
235/60R16H	100H	C	B	71	(*)

17 Inch

Size	LI & SS	Label			Remark
		RR	Wetgrip	PBN(dB)	
215/60R17H	96H	C	B	71	G FIT EQ+
225/65R17H	102H	C	B	71	G FIT EQ+

(*) Product performance upgrades since Jan. 2020. Product name will be changed to 'G FIT EQ+' by Aug. 2020

* LI : Load Index / SS : Speed Symbol / RR : Rolling Resistance / dB : Decibel

Laufenn

Hankook Tyre UK Ltd, Fawsley Drive, Heartlands Business Park,
Daventry, Northamptonshire, NN11 8UG, UK.
Tel. 01327 304100 / Fax. 01327 304110