



G

G FIT 25

Laufenn

Journey in Style

When the Blue that represents rational value and the Red that represents emotional value meet, the Violet of Laufenn is born. Laufenn provides smart consumers both practical value and satisfaction.



Laufenn ensures an exceptional driving experience through optimized performance – In any weather or in any season, rain or snow, summer or winter.

Laufenn provides the performance you need over a wide range of conditions – in your everyday life, under any road conditions, on or off-road.

Confident

The ability Laufenn provides is rooted in its uncompromising commitment to quality. When you go to work or head out to meet your friends... When you go on a trip or venture out to a new place... Laufenn is there with you everyday providing optimized performance and confidence.

Simple

Laufenn is Simple – with no add-ons and nothing to spoil your driving experience. Committed to the basics, Laufenn offers a pure driving experience tailored to for your needs.

Open-minded

Laufenn refuses to accept a one-size-fits-all attitude. You know value when you see it and are determined to embrace new choices. Making Laufenn your choice is transforming your own value into a new trend.

Sensible

Laufenn understands your refined taste. You have an extraordinary eye for quality – all at a glance. Your choices are always solid. Laufenn expresses your excellent style and represents your fashionable personality.



G FIT AS

Touring Performance All-Season Tire



Comfort



Dry



Wear life

The G FIT AS is the ideal choice for drivers looking for top-of-the-line comfort, All-Season performance and optimal fuel efficiency.



FEATURES

- **All-Season:** Optimized dry, wet and snow performance
- **Impressive tread life**
- **Quiet, smooth driving across all road conditions**

G FIT AS

Speed Symbol : T/H/V

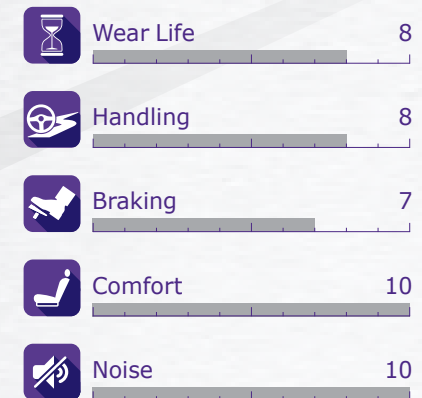
S.W. : 175~225

Series : 50~70


Inch : 13~17"

UTQG : 500 A A

Performance Information



All-Season



The G FIT AS is designed for smart drivers who aim for optimal performance in All-Season conditions.

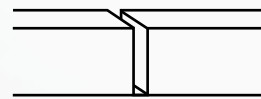


Tie Bars

Tie bars that connect the shoulder blocks reinforce the stiffness of the shoulder tread for maximum cornering grip and minimized irregular wear.





G FIT AS



Standard Tire

Tread Kerfs

A specially designed tread kerf pattern ensures improved water drainage on wet roads, and enhances driving stability on dry roads, offering excellent handling as well as impressive grip in winter conditions.



4 Wide Straight Grooves

Four wide, straight tread grooves provide efficient water drainage in wet conditions for improved vehicle stability.

Trapezoid Edge Centre Block

A trapezoid shaped centre block enhances handling and braking performance by ensuring greater tread block stiffness versus standard tires.



G FIT AS




Standard Tire

Wear Life



Wear life

The G FIT AS provides secure driving, from beginning to end, with long tread life.



Belt Edge Tape

A folded belt edge tape design is incorporated between the tire's two tread belts to improve handling performance in high-speed conditions.



G FIT AS



Standard Tire

Long Mileage Carbon Compound

Optimized long mileage compound provides longer tread life and improved wet grip performance.


Long Mileage and Even Tread Wear

An optimized tire profile designed by advanced computer-aided simulation improves braking performance and wear by evenly distributing weight over the tire's contact patch.



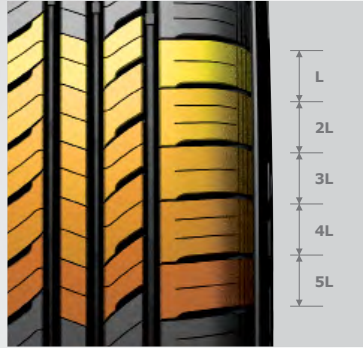
**EVEN
PRESSURE**





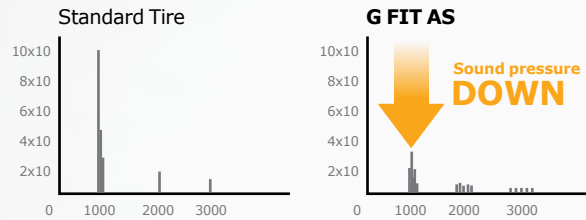
Noise Reduction Rib Blocks

Rib block sections at the tire's edge help to prevent noise generated by the road surface ensuring a quiet ride.



Optimized Stiffness Distribution Design

An optimized five variable pitch stiffness distribution tread block design ensures minimum vibration and noise as well as improved riding comfort.



Chamfered Groove Edge

An optimized block section design improves block stiffness and lessens ground contact impact, reducing road noise and improving ride comfort.



Comfort




The G FIT AS helps drivers enjoy a comfortable and quiet ride via optimized technology.



TIRE STRUCTURE

The G FIT AS adopts new technology for touring vehicles, engineered for great steering and a comfortable ride.



* The model size in the structural diagram is for the 185/65R15H tire, and the descriptions of structural diagrams may vary by size.

Laufenn

30 Resolution Drive
Brampton, ON L6W 0A3
Tel. 1-905-463-9802
www.laufenn.com/ca