



**S**  
*S FIT 25*

**Laufenn**

Journey in Style



When the Blue that represents rational value and the Red that represents emotional value meet, the Violet of Laufenn is born. Laufenn provides smart consumers both practical value and satisfaction.



Laufenn ensures an exceptional driving experience through optimized performance – In any weather or in any season, rain or snow, summer or winter.

Laufenn provides the performance you need over a wide range of conditions – in your everyday life, under any road conditions, on or off-road.

### Confident

The ability Laufenn provides is rooted in its uncompromising commitment to quality. When you go to work or head out to meet your friends... When you go on a trip or venture out to a new place... Laufenn is there with you everyday providing optimized performance and confidence.

### Simple

Laufenn is Simple – with no add-ons and nothing to spoil your driving experience. Committed to the basics, Laufenn offers a pure driving experience tailored to for your needs.

### Open-minded

Laufenn refuses to accept a one-size-fits-all attitude. You know value when you see it and are determined to embrace new choices. Making Laufenn your choice is transforming your own value into a new trend.

### Sensible

Laufenn understands your refined taste. You have an extraordinary eye for quality – all at a glance. Your choices are always solid. Laufenn expresses your excellent style and represents your fashionable personality.



***S FIT 25***



# Ultra-High Performance All-Season Tire



Comfort



Handling



Wear life

The Ultra-High Performance All-Season S FIT AS is designed for drivers looking for top-of-the-line performance and optimal fuel economy.



## FEATURES

- **Asymmetric tread design**
- **All-Season:** Optimized dry, wet and winter performance
- **Long tread life**
- **Excellent stability and handling performance**
- **Quiet, smooth driving across all road conditions**

## ***S FIT AS***

**Speed Symbol :** W


**S.W. :** 205~245

**Series :** 40~55

**Inch :** 17~18"

**UTQG :** 500 A A

## Performance Information



# All-Season



Dry



Wet




Snow

An advanced asymmetric tread pattern enables excellent performance for any road or driving conditions.

INSIDE

OUTSIDE



## 4 Wide Straight Grooves

Four wide, straight tread grooves provide efficient water drainage in wet conditions for improved vehicle stability.

## Streamlined Kerfs & Sipes

Streamlined kerfs and sipes, developed with 3D hydroplaning simulation technology, enable more efficient water drainage on wet roads and improved grip in winter conditions.

## Drainage Inducement

### Groove Edge

A drainage groove edge has been incorporated to more efficiently evacuate water from the tire's contact patch for enhanced braking and driving performance on wet roads.




## Tie-Bar

Tie bars that connect the shoulder blocks reinforce the stiffness of the shoulder tread for maximum cornering grip and minimized irregular wear.

## Semi-Rib Design

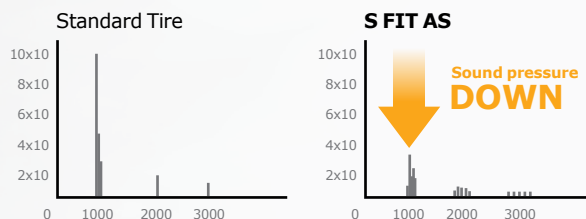
The semi-rib design of the asymmetric tread pattern's outer shoulder increases block stiffness. This ensures maximum driving stability and handling performance.






### Optimized Stiffness Distribution Design

An optimized five variable pitch stiffness distribution tread block design ensures minimum vibration and noise as well as improved riding comfort.



### Noise Reduction Rib Blocks

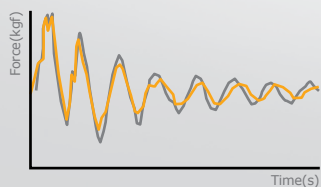
Rib block sections at the tire's edge help to prevent noise generated by the road surface ensuring a quiet ride.



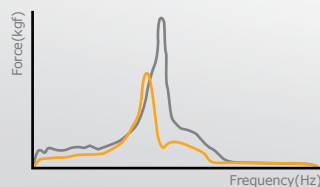
### 3D Vibration Analysis Technology

The centre and shoulder tread pattern of the S FIT AS have been designed using 3D vibration analysis technology to ensure uniform driving performance and enhanced braking performance for more predictable and reliable operation.

#### Offers excellent vibration control



#### Provides a comfortable smooth ride



**S FIT AS**  
Standard Tire

# Comfort



Comfort



Noise

The S FIT AS helps drivers enjoy a comfortable drive by reducing noise and vibration.



# Safety



Braking

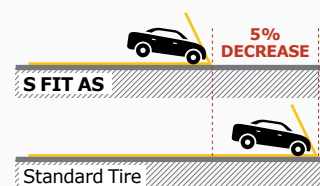


Durability




Handling

The S FIT AS is designed for smart drivers like you, who want to ensure both high mileage and the safety of your family.



## Asymmetric Pattern Design

Advanced asymmetric pattern design provides excellent braking performance under wet and dry road conditions.



## Belt Edge Tape

A folded belt edge tape design is incorporated between the tire's two tread belts to improve handling performance in high-speed conditions.



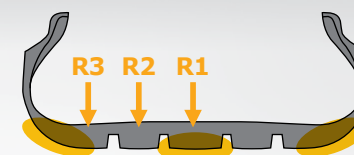
## 3R System (Multi-Tread-Radius Technology)

The S FIT AS has been designed using the 3R system (Multi-Tread-Radius-Technology) which optimizes the tire's ground contact area ensuring reliability.

## SCCT (Stiffness Control Contour Theory)

A profile designed for minimized tire deformation ensures improved tire durability.


## Maintenance of tire shape and ground pressure distribution.





# TIRE STRUCTURE

The S FIT AS adopts new technology for premium vehicles, engineered for exceptional control and a quiet and comfortable ride.



\* The model size in the structural diagram is for the 225/40ZR18W XL tire, and the descriptions of structural diagrams may vary by size.





30 Resolution Drive  
Brampton, ON L6W 0A3  
Tel. 1-905-463-9802  
[www.laufenn.com/ca](http://www.laufenn.com/ca)